

**CLAY COUNTY UTILITY AUTHORITY
RESOLUTION NO. 2009/2010-03**

**A RESOLUTION OF THE BOARD OF
SUPERVISORS OF THE CLAY COUNTY
UTILITY AUTHORITY ADOPTING FIVE (5)-
YEAR PLAN FOR CAPITAL PROJECTS;
PROVIDING AN EFFECTIVE DATE.**

WHEREAS, the Clay County Utility Authority (the "Authority"), came into existence on October 1, 1994, and on that date undertook the ownership and operation of the water and sewer utility referenced in Section 27 of Chapter 94-491, Laws of Florida (the "Act"), as well as of the Pier Station community water treatment and distribution system, and such system is included as a part of the Kingsley System for rate purposes; and

WHEREAS, by Authority Resolution No. 94/95-13, the Board of Supervisors (the "Board") of the Authority authorized the Authority's entry into continuing contracts with professional engineers to provide engineering services for projects falling under the Authority's Five (5)-Year Capital Plan (herein so called), and as otherwise permitted by applicable Florida Statutes; and

WHEREAS, by Authority Resolution No. 1999/2000-4, the Board amended, restated and superseded its previously adopted resolution, policies and procedures regarding the Authority's entry into continuing contracts with professional engineers to provide engineering services for projects falling under the Authority's Five (5)-Year Capital Plan, and as otherwise permitted by applicable Florida Statutes; and

WHEREAS, by Authority Resolution No. 2001/2002-4, the Board restated and superseded its previously adopted resolution, policies and procedures regarding the Authority's entry into continuing contracts with professional engineers to provide engineering services for projects falling under the Authority's Five (5)-Year Capital Plan, and as otherwise permitted by applicable Florida Statutes; and

WHEREAS, by Authority Resolution No. 2002/2003-15, the Board amended and superseded in part its previously adopted resolution, policies and procedures regarding the Authority's entry into continuing contracts with professional engineers to provide engineering services for projects falling under the Authority's Five (5)-Year Capital Plan, and expanded the scope of professional services and disciplines covered thereby specifically to include the separate professional service categories of land (registered) surveying and mapping services, landscape architecture services, and geotechnical services; and

WHEREAS, by Authority Resolution No. 2004/2005-10, the Board further amended and

superseded in part its previously adopted resolution, policies and procedures regarding the Authority's entry into continuing contracts with professional engineers to provide engineering services for projects falling under the Authority's Five (5)-Year Capital Plan, and expanded the scope of professional services and disciplines covered thereby specifically to include the separate professional service categories of land (registered) surveying and mapping services, landscape architecture services, and geotechnical services, by increasing the maximum number of firms that could be under continuing contract under each such separate professional service category to fourteen (14); and

WHEREAS, Authority Resolution No. 2009/2010-02 adopted the Authority's annual budget for Fiscal Year 2009/2010, beginning October 1, 2009, and continuing through September 30, 2010, which incorporates anticipated revenues and expenditures for all systems to be operated by the Authority for such period, and which further includes the current year's budget for capital projects expenditures to be made pursuant to the Authority's Five (5)-Year Capital Plan; and

WHEREAS, the Five (5)-Year Capital Plan was submitted by Authority staff to the Board of Supervisors for the Authority with the 2009/2010 annual budget proposal, and was informally accepted and adopted on September 15, 2009, in reference to the Board of Supervisors' approval and adoption of 2009/2010 annual budget; and

WHEREAS, it is necessary and desirable that the Board of Supervisors for the Authority formally adopt and ratify its current Five (5)-Year Capital Plan for capital projects currently budgeted and scheduled for commencement, continuation work, and/or completion with the five (5)-year period beginning effective October 1, 2009, and continuing through September 30, 2014.


NOW THEREFORE, BE IT RESOLVED BY THE BOARD OF SUPERVISORS OF THE CLAY COUNTY UTILITY AUTHORITY, an independent special district created and existing under Chapter 94-491, Laws of Florida, as follows:

Section 1. The Board does hereby formally adopt and approve the Authority's Five (5)-year capital plan for the five (5)-year period beginning October 1, 2009 and continuing through September 30, 2014, in the form as attached hereto as Exhibit "A", attached hereto and herein incorporated by reference, which plan also includes the Fiscal Year 2009/2010 budget for the Authority's capital projects expenditures, as previously adopted in Resolution No. 2009/2010-02.


Section 2. As the Five (5)-Year Capital Plan was informally approved by Board of Supervisors' action on September 15, 2009, in conjunction with the adoption of the 2009/2010 annual budget, this Resolution shall become effective as of October 1, 2009, being the commencement of the applicable five (5)-year period for the Authority's capital projects.

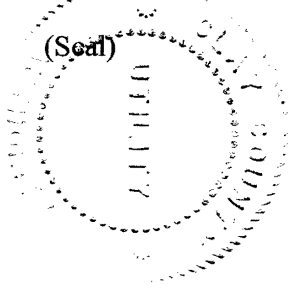
DULY ADOPTED by the Board of Supervisors of the Clay County Utility Authority this 6th day of October, 2009, effective as of the 1st day of October, 2009.

CLAY COUNTY UTILITY AUTHORITY,
BY ITS BOARD OF SUPERVISORS

By: 
Richard G. Emery, Chairman

ATTEST:

By: 
Janice Loudermilk, Secretary
Clay County Utility Authority



Clay County Utility Authority
2009/2010 Capital Projects Expenditures Budget
And Five Year Capital Projects Plan
Adjusted for Prior Year Jobs Not Completed as of 9/30/2008

	Adjusted Fiscal Year 2008/2009	Fiscal Year 2009/2010	Fiscal Year 2010/2011	Fiscal Year 2011/2012	Fiscal Year 2012/2013	Fiscal Year 2013/2014	TOTALS
REVENUES:							
Fund Balance October 1, 2008 (includes \$9,600,706 Grant \$ still available but not received as of 10/1/2008)	\$60,768,003						\$60,768,003
Funds Spent on Jobs Prior to FY 2008/2009	18,645,997						18,645,997
Renewal & Replacement Transfer Including Construction	1,608,844	1,530,440	1,530,440	1,530,440	1,530,440	1,530,440	9,261,044
Environmental Reuse Capital Fund Transfer	635,276	715,030	715,030	715,030	715,030	715,030	4,210,426
Connection Fees Transfer (125 @ \$1,680 Reclaim 125 @ 2595 W/O)	534,375	0	0	600,000	4,800,000	0	5,934,375
Departmental Capital Transfer	1,425,896	1,364,716	1,364,716	1,364,716	1,364,716	1,364,716	8,249,476
Surplus Transfer (Operating Contingency Utility & Construction)	1,024,410	1,003,436	1,003,436	1,003,436	1,003,436	1,003,436	6,041,590
Tap-In Construction Funds	25,000	25,000	25,000	25,000	25,000	25,000	150,000
Grant Money	1,541,454	1,698,819					3,240,273
Restricted Interest Earnings	15,315	6,561	6,561	6,561	6,561	6,561	48,120
Debt Service (paid from connection fees)	(390,000)						(390,000)
Borrowing if needed	(22,480,341)	2,952,264	9,102,067	992,067	802,067	(1,062,933)	(9,694,809)
Fund Balances After Transfers	\$63,354,229	\$9,296,266	\$13,747,250	\$6,237,250	\$10,247,250	\$3,582,250	\$106,464,495

CAPITAL EXPENDITURES:

99 "Tap-In" Construction Assets	\$37,791	\$25,000	\$25,000	\$25,000	\$25,000	\$25,000	\$162,791
100 Departmental Capital	2,217,161	1,000,000	1,000,000	1,000,000	1,000,000	1,000,000	7,217,161
INFILL PROJECTS BUDGET	997,899						997,899
Unidentified System Renewal & Replacement	74,525	107,250	107,250	107,250	107,250	107,250	610,775
General Capital Projects Contingency	321,913	80,000	80,000	80,000	80,000	80,000	721,913
WATER TREATMENT PLANTS:							
Orange Park Grid Water Treatment Plants:							
Lucy Branch WTP - New fencing on two sides	25,000						25,000
Lucy Branch WTP - Miscellaneous Plant Upgrades	-	10,000	10,000	10,000	10,000	10,000	50,000
Meadowbrook WTP - Add 16 x 12 Well #5	-			200,000			200,000
Meadowbrook WTP - Refurbish Ground Storage Tanks & Wells	-		150,000				150,000
Meadowbrook WTP - Refurbish Hydro Tank		50,000					50,000
Meadowbrook WTP - Miscellaneous Plant Upgrades	40,000	10,000	10,000	10,000	10,000	10,000	90,000
Ridgecrest WTP - Refurbish ground storage tanks	-	250,000					250,000
Ridgecrest WTP - Rehab on #2 Well	50,000						50,000
Ridgecrest WTP - Replace Hydro Tank	-	65,000					65,000
Orange Park South WTP - Miscellaneous Upgrades	35,000	10,000	10,000	10,000	10,000	10,000	85,000
Orange Park South WTP - New Garage Door on Generator Room	10,000						10,000
Orange Park South WTP - Tank Painting	-		100,000				100,000
Greenwood/Tanglewood - Refurbish Ground Storage Tanks	-		75,000	10,000	10,000	5,000	100,000
Old Jennings Road WTP - Refurbish Hydro Tank	-				30,000		30,000

Clay County Utility Authority
2009/2010 Capital Projects Expenditures Budget
And Five Year Capital Projects Plan
Adjusted for Prior Year Jobs Not Completed as Of 9/30/2008

	Adjusted Fiscal Year 2008/2009	Fiscal Year 2009/2010	Fiscal Year 2010/2011	Fiscal Year 2011/2012	Fiscal Year 2012/2013	Fiscal Year 2013/2014	TOTALS
Old Jennings Road WTP - Miscellaneous Plant Upgrades	-	10,000	10,000	10,000	10,000	10,000	50,000
Ridaught WTP - Miscellaneous Plant Upgrades	25,000	5,000	5,000	5,000	5,000	5,000	50,000
Ridaught WTP - Replace Pump With Wisconsin Engine With 40HP HSP	-				60,000		60,000
Ridaught WTP - Ground Storage Tank Repairs	-				25,000		25,000
Middleburg High School- Replace 5,000 Gallon Hydro Tank	-	25,000					25,000
Fleming/Pace Grid Water Treatment Plants:							
Fleming Oaks WTP - Refurbish Ground Storage Tanks	-	110,000					110,000
Fleming Oaks WTP - Replace 10,000 Gallon Hydro Tank	-	50,000					50,000
Fleming Oaks WTP - Miscellaneous Plant Upgrades	50,000	10,000	10,000	10,000	10,000	10,000	100,000
Pace Island WTP - Miscellaneous Plant Upgrades	-	10,000	10,000	10,000	10,000	10,000	50,000
Pace Island WTP - Mew 10,000 Gal. Hydro Tank	-			50,000			50,000
Other Water Treatment Plants:							
Peters Creek WTP -Plant Expansion & #3 Well	-			490,000	1,000,000		1,490,000
Peters Creek WTP - Land Costs	75,000						75,000
Meadow Lake WTP - Refurbish Exist Ground Storage Tank & Hydro Tank	-		50,000	25,000			75,000
Meadow Lake WTP - #2 Ground storage tank & Electric Service upgrade	-			500,000			500,000
Mid Clay WTP - Miscellaneous Plant Upgrades	50,000	10,000	10,000	10,000	10,000	10,000	100,000
Oakleaf WTP - Refurbish Hydro Tank	-		30,000				30,000
Oakleaf WTP - Misc. Plant Upgrades	-			10,000	10,000	10,000	30,000
Spencers WTP - Miscellaneous Plant Upgrades	34,413	10,000	10,000	10,000	10,000	10,000	84,413
Spencers WTP - Ground Storage & High Service Pump	-		400,000	140,000			540,000
Spencers WTP - Refurbish Hydro Tank					50,000		50,000
Pier Station - New 60KW Generator	-	45,000					45,000
Pier Station - Refurbish Hydro Tank	-	15,000					15,000
Pier Station - Miscellaneous Plant upgrades	10,000		5,000	5,000	5,000	5,000	30,000
Ravines WTP - Ground Storage Tank	-			350,000			350,000
Ravines WTP - Refurbish Tanks		80,000	50,000				130,000
Ravines WTP - Miscellaneous Plant Upgrades	15,000	5,000	5,000	5,000	5,000	5,000	40,000
Branscomb Road WTP - Paint Tank	-				25,000		25,000
Branscomb Road WTP - Replace Hydro Tank and install VFD's	27,000						27,000
Tanglewood WTP - Refurbish Hydro Tank	-				25,000		25,000
Tanglewood WTP - Miscellaneous Plant Upgrades	-	5,000	5,000	5,000	5,000	5,000	25,000
583 Keystone WTP (Postmasters Village) And Distribution Plant Expansion-2007	1,304,889	300,000					1,604,889
Keystone Club - Replace 10,000 Gal. Hydro tank	50,000						50,000
Keystone WTP - Refurbish Tanks	15,000		60,000	60,000			135,000

Clay County Utility Authority
2009/2010 Capital Projects Expenditures Budget
And Five Year Capital Projects Plan
Adjusted for Prior Year Jobs Not Completed as Of 9/30/2008

	Adjusted Fiscal Year 2008/2009	Fiscal Year 2009/2010	Fiscal Year 2010/2011	Fiscal Year 2011/2012	Fiscal Year 2012/2013	Fiscal Year 2013/2014	TOTALS
Keystone - Geneva Lake Estates WTP - Miscellaneous Plant Upgrades	-	5,000	5,000	5,000	5,000	10,000	30,000
561 Keystone Ground Water Modeling	100,000						100,000
CR218 & 301 Industrial Park - Phase I Plant (Highlands DRI)	-	250,000	750,000				1,000,000
WTP - Industrial Development and Prison south of GCS, net of CIAC			100,000				100,000
Sundew Industrial Development				100,000	750,000		850,000
Frank Yong Mixed Use Development				225,000	1,500,000		1,725,000
666 Painting - Rehab Various Tanks - Bid 08/09 - A6	538,500						538,500
RECLAIMED WATER PLANTS:							
Fleming Island Regional - Reclaimed Water Plant Misc Plant Upgrades	-	5,000	5,000	5,000	5,000	5,000	25,000
Mid Clay Reclaimed Water Plant, Phase II	-		540,000				540,000
544 Oakleaf Reclaimed Plant - .75 GST and High Service pumping	-	775,000					775,000
Old Jennings Road Reclaimed Water Plant	-			400,000			400,000
Green Cove Regional Reclaimed WTP	-				1,000,000		1,000,000
WASTE WATER TREATMENT PLANTS:							
Miller Street WWTP:							
Miller St. WWTP - Sludge Storage & Influent System Rehabilitation	30,000						30,000
Miller St. WWTP - Replace Magna Rotors	170,000						170,000
Miller St. WWTP - Complete Paving of Loop Road	-		30,000				30,000
Miller St. WWTP - Replace Sludge Facility	750,000	1,488,016					2,238,016
Miller St. WWTP - Covers For Surge Tanks for Odor Control	-		150,000				150,000
Miller St. WWTP - Miscellaneous Plant Upgrades	-	20,000	20,000	20,000	20,000	20,000	100,000
Miller St. WWTP - Plant upgrade to treat & pump reclaim water	-						-
634 Miller St. WWTP - Filters, Pump Out Station, Plant upgrades	6,001,282						6,001,282
Miller St. WWTP - Install mixers in surge tank for odor control	40,000						40,000
Miller St. WWTP - Paint #2 and #3 Clarifier	-	25,000					25,000
Centrifuge @ sludge facility	529,000						529,000
Ridaught WWTP:							
509 Ridaught WWTP - Phase III Expansion	8,283,260						8,283,260
Ridaught WWTP - Miscellaneous Plant Upgrades And Improvements	-	20,000	20,000	20,000	20,000	20,000	100,000
605 Ridaught WWTP - Replace Sludge Facility	1,561,948						1,561,948
Fleming Island Regional WWTP:							
Fleming Island Reg. WWTP - Install #4 Effluent Pump	66,000						66,000
Fleming Island Reg. WWTP - Convert CL2 tanks to Storage Building	25,000						25,000
510 Fleming Island Reg. WWTP - Outfall Dock Repair	78,390						78,390
589 Fleming Island Reg. WWTP - Install BioChem Class A Sludge Treatment System	2,413,838						2,413,838

Clay County Utility Authority
2009/2010 Capital Projects Expenditures Budget
And Five Year Capital Projects Plan
Adjusted for Prior Year Jobs Not Completed as Of 9/30/2008

	Adjusted Fiscal Year 2008/2009	Fiscal Year 2009/2010	Fiscal Year 2010/2011	Fiscal Year 2011/2012	Fiscal Year 2012/2013	Fiscal Year 2013/2014	TOTALS
Fleming Island Reg. WWTP - Relocate 350KW Generator to the effluent pump station area	125,000	50,000					175,000
Fleming Island Reg. WWTP - Upgrade Effluent Pump to 100hp with VFDs	-	90,000					90,000
Fleming Island Reg. WWTP - Replace Odor Control system w/sponge	-			50,000			50,000
Fleming Island Reg. WWTP - Convert digester to surge after BioChem installed	75,000						75,000
Fleming Island Reg. WWTP - #4 Clarifier	-				700,000		700,000
Fleming Island Reg. WWTP - Miscellaneous Plant Upgrades	49,661	20,000	20,000	20,000	20,000	20,000	149,661
Fleming Oaks WWTP:							
Fleming Oaks WWTP - Outfall Dock Repair	-				100,000		100,000
Mid Clay WWTP:							
MidClay WWTP - Phase Expansion	-						-
Mid Clay WWTP - Miscellaneous Plant Upgrades	30,000	10,000	10,000	10,000	10,000	10,000	80,000
Ravines WWTP:							
Ravines WWTP - Misc. Plant Upgrades	18,597	10,000	10,000	10,000	10,000	10,000	68,597
Spencers WWTP:							
Spencers WWTP - Miscellaneous Plant Upgrades	-	10,000	10,000	10,000	10,000	10,000	50,000
549 Spencers WWTP - Install BioChem Class A Sludge System	975,000						975,000
540 Spencers WWTP - Phase V Expansion	7,741,116	800,000					8,541,116
Peters Creek WWTP:							
Peters Creek WWTP - Land Acquisition	634,050						634,050
Peters Creek WWTP - Phase II	-		500,000	750,000			1,250,000
Peters Creek WWTP - BioChem Sludge Treatment Plant	-					1,100,000	1,100,000
Peters Creek WWTP - Phase III Expansion	-					50,000	50,000
CR 218 & 301 - Industrial Park:							
CR 218 & 301 - Industrial Park - Phase 1 Plant/ Highland DRI	-	550,000	750,000				1,300,000
Keystone WWTP Plant And Collection System							
Keystone WWTP and Collection System Misc Expansion	50,000	125,000					175,000
Keystone Wastewater Treatment Plant - Phase II Construction	-	400,000	650,000				1,050,000
Other:							
Lightning Protection @ Biochem Facilities	100,000						100,000
WWTP - Industrial Development and Prison south of GCS, net of CIAC	100,000						100,000
Sundew Industrial Development				125,000	750,000		875,000
Frank Yong Mixed Use Development				150,000	1,800,000		1,950,000
DISTRIBUTION & COLLECTION SYSTEM:							
All Systems:							
Water & Wastewater System Rehab - 2007-2008	2,993,960	500,000	500,000	500,000	500,000	500,000	5,493,960

Clay County Utility Authority
2009/2010 Capital Projects Expenditures Budget
And Five Year Capital Projects Plan
Adjusted for Prior Year Jobs Not Completed as of 9/30/2008

	Adjusted Fiscal Year 2008/2009	Fiscal Year 2009/2010	Fiscal Year 2010/2011	Fiscal Year 2011/2012	Fiscal Year 2012/2013	Fiscal Year 2013/2014	TOTALS
Miscellaneous Trunk Main Upgrades	345,116	50,000	50,000	50,000	50,000	50,000	595,116
Various Relocations & ROW Acquisitions	16,398						16,398
640 ROW Acquisitions	11,325	150,000					161,325
610 Inventory- WWTr System Rehab 2008	74,569						74,569
637 Rehab two sections of gravity sewer main L/S 30	11,046						11,046
635 Lift Station 63 - Knight Boxx Rd Refurbish	46,922						46,922
Upgrade Various Lift Stations, including hydro tanks	367,521						367,521
526 Lift Station Back up Generators Phase III & IV	1,284,120						1,284,120
Lift Station Back up Generators Phase V	280,000						280,000
Kingsley System Distribution & Collection:							
Hollycrest-Repair Manhole near Lift Station	15,000						15,000
571 Lakeside Estates Unit 7 Water Service Rehab	150,000						150,000
Collection System Hydro tank upgrades	80,000	50,000	50,000	50,000	50,000	50,000	330,000
641 Lift Station 18 - Wells Ridge Rehab	42,000						42,000
638 Joe Johns Extension	3,739						3,739
659 Loch Rane Storm Pond - Relocation of Wtr and WWTr Utilities	150,000						150,000
US 17 Loop Water Main on the East Side Raggedy Point to Allegro	-		150,000				150,000
652 Foxridge - Bottomridge Drainage Culver - access to existing sewer main for maint	5,000						5,000
Lakeshore & White Owl - Loop 8" Water Main	30,000						30,000
618 Mocassin Slough Sanitary Sewer Main - Phase 1	36,447						36,447
Mocassin Slough Sanitary Sewer Main - Phase II	80,000						80,000
651 Wells Road Utility Relocation	100,000						100,000
613 Moody Road Water Main Rehab YMCA to WalMart	139,357						139,357
614 Moody Road Water Main Rehab Directional Drill	137,722						137,722
621 Southeast Sylvan Way - Upsize damaged 1" Galv main with 2"	7,208						7,208
628 Tuscany Glen Liftstation	68,179						68,179
528 Heritage Hills to Spencer WWTP - Trunk FM & LS Upgrade	7,209,034						7,209,034
667 Peoria Rd - Relocate and Protect Wtr & WWTr utilities due to County Rd paving	11,000						11,000
Dr. Lake Dr - Utility adjustment due to bike path renovation		150,000					150,000
Spencers System Distribution & Collection							
Spencers 12" Water Main To Backfeed Orange Park Country Club	-			190,000			190,000
655 Blanding - Relocation of WM in conflict with FDOT's traffic light poles - Kingsley to Wells	40,000						40,000
Eagle Landing #6 - Estimated Cost Share	125,000						125,000
Clay System Distribution & Collection:							
Brannanfield CR220 Trunk Main inter connects	141,674						141,674

Clay County Utility Authority
2009/2010 Capital Projects Expenditures Budget
And Five Year Capital Projects Plan
Adjusted for Prior Year Jobs Not Completed as of 9/30/2008

	Adjusted Fiscal Year 2008/2009	Fiscal Year 2009/2010	Fiscal Year 2010/2011	Fiscal Year 2011/2012	Fiscal Year 2012/2013	Fiscal Year 2013/2014	TOTALS
Parliment Court-Refurbish Gravity Sewer	80,000						80,000
623 CR220 - Ridaught Landing to Ride Out Ferry Rd - Directional Drill portion	213,040						213,040
624 CR220 - Ridaught Landing to Ride Out Ferry Rd - Open cut portion	486,718						486,718
Maverick Trails Apts.-Sewer Repair	25,000						25,000
Maverick Trails Apts.-Refurbish Pump Station	40,000						40,000
664 Old Jennings Road Water main from Allie Murray to Church	58,959						58,959
645 LS #63 Knight Boxx Rd. L/S Upgrade & FM Installation	133,189						133,189
649 Jack & Bore Knight Boxx FM Installations	52,242						52,242
611 Brickyard Road Infill Project 2007/2008	55,397						55,397
647 Extension of 12" water main - front of Pinewood Church	22,253						22,253
CR209 - Relocate Mains Due to Road Construction	-	25,000					25,000
Cost Share - Extension from Mayfield Annex to Blanding	37,800						37,800
College Drive- W&S Extension to Intersection of Old Jennings Road	75,000						75,000
661 Coopergate LS 56 Rehab and Upgrade	90,000						90,000
CR 220 & Baxley - Utility adjustments accommodate road work	5,000						5,000
CR 220, 220A, SR21, Long Bay Water and FM Extensions	300,000						300,000
612 Updgrade Liftstation 37 - SouthLake	60,000						60,000
643 Crossing on 220 @ Animal Shelter incl reconnection of existing services	71,000						71,000
657 Relocate WM & FM @ ABC Liquor and Lowes - South Blanding	42,000						42,000
Old Jennings Road Water Extension Allie Murray to Church, Cost Share	-						-
CR 220 Wtr & WWtr interconnection - Knight Boxx to Salvation Army	-	100,000					100,000
Mid Clay System Distribution & Collection:							
Sandridge To Meadowlake 12" Water Loop	75,900						75,900
517 Ravines to Midclay WWTF - Transmission Force Main, Easements & Other costs	1,739,391						1,739,391
Mid Clay to Ridaught Trunk Reclaim	-		3,275,000				3,275,000
Development South of Royal Point - Cost Share Force Main & Liftstation	-	220,000					220,000
Lake Asbury Dr. to Cokesbury - Water main loop	162,500						162,500
Bradly Creek Crossing Cost Share	129,500						129,500
Asbury Preserve and Plantation - Install Wtr & WWtr stubs to south and secure other stubs	-	21,000					21,000
Ravines System Distribution & Collection:							
Ravines Off Site Mains - Middleburg W&S Extensions	1,878,337						1,878,337
616 Briarwood Apartments water connection	43,357						43,357
Peters Creek System Distribution & Collection:							
GCS Trunk Water Main To Proposed School Area and other interconnections	-		250,000				250,000
Upgrade 4" to 6" FM - EOC Bldg to POC to CCUA		25,000					25,000

Clay County Utility Authority
2009/2010 Capital Projects Expenditures Budget
And Five Year Capital Projects Plan
Adjusted for Prior Year Jobs Not Completed as of 9/30/2008

	Adjusted Fiscal Year 2008/2009	Fiscal Year 2009/2010	Fiscal Year 2010/2011	Fiscal Year 2011/2012	Fiscal Year 2012/2013	Fiscal Year 2013/2014	TOTALS
547 Rosemary Hill Landfill Utility Extension and Cost Share	8,485						8,485
GCS Trunk Force Main & Water Mains From Development Area To Phase I WWTP	150,000						150,000
Keystone Distribution System:							
Keystone - Water Distribution System Miscellaneous	125,805						125,805
606 Keystone - Water Distribution System - Postmaster to Keystone	375,000						375,000
Keystone Water Distribution System - Keystone Club to Geneva Lake Estates	460,000						460,000
Keystone WWTr Collection System Expansion		50,000					50,000
RECLAIMED WATER TRANSMISSION & DISTRIBUTION SYSTEMS:							
Clay System Reuse Transmission & Distribution System:							
Clay System- Old Jennings Rd Tynes Elementary to Allie Murray Rd - Reclaim Main	-	135,000					135,000
Mid Clay System Reuse Transmission & Distribution System:							
Development South of Royal Point - Cost Share Reclaimed Main	-	100,000					100,000
Bradley Creek Crossing - Cost Share	79,000						79,000
Install 20" Reclaimed Water Transmission Main From Ridaught to Mid Clay-Black Creek Bridge C	-		3,275,000				3,275,000
Kingsley System Reclaimed Water Transmission & Distribution System:							
529 Miller Street to Spencers Area Reclaimed Water Main	1,620,000						1,620,000
Orange Park Country Club Reclaimed Main extension	-	170,000					170,000
All Systems:							
Miscellaneous Reclaimed Mains	300,000	300,000	100,000	100,000	100,000	100,000	1,000,000
Miscellaneous Reclaimed Mains Upgrades	370,325	50,000	50,000	50,000	50,000	50,000	620,325
626 2 1/2" FM Ronnie Van-Zant Park to LS 35	27,031						27,031
627 Aldersgate Drive Lake Asbury Water Main	51,004						51,004
631 Sylvan Way Utility Conflict - Keystone Heights	4,399						4,399
GENERAL & ADMINISTRATIVE							
Maintenance Facility Phase II & Paving	869,745						869,745
Equipment Storage Facility, Pond & Fencing	1,018,000						1,018,000
625 Office Reclaimed Irrigation System	220						220
599 GIS Mapping & System Integration	534,008						534,008
Meters - Growth Potable and Reuse							
	100,000	250,000	250,000	250,000	250,000	250,000	1,350,000
234 Meters - Retrofit for Radio Read	1,431,053						1,431,053
TOTAL CAPITAL EXPENDITURES	\$ 63,354,229	\$ 9,296,266	\$ 13,747,250	\$ 6,237,250	\$ 10,247,250	\$ 3,582,250	\$ 106,464,495
Fund Balance September 30, 2008-2009-2010-2011-2012-2013-2014	\$0	\$0	\$0	\$0	\$0	\$0	(\$0)

Note: Capital Projects for FY 2008/2009 not finished have been added to this year's budget along with their funding sources.